







St Peter's Catholic Primary School: Early Years Foundation Stage

Medium Term Plan Pentecost 1

Communication & Language		Physical Development	Personal, Social and Emotional Development
<p>Focusing on a rich literacy environment. The Role Play area will be enhanced to ensure children are given the opportunity to engage in a variety of experiences. We will continue to model and teach how to ask questions through carpet time and small group interventions as well as developing their use of talk partners asking questions and working together more independently to complete work tasks. Continue to extend vocabulary/exploring the sound and meaning of new words related to each topic. Continue to build on a repertoire of rhymes and songs and favourite stories and identify new vocabulary.</p> 		<p>Following the GetSet4PE Scheme – Dance Unit 2 and Ball Skills Unit 2. Maypole practise Fine motor skills – Dough disco weekly sessions. Fine motor table – different funky finger and delicate creative exercises weekly. Playdough often within provision. Cosmic Yoga. Big Build and obstacle courses in the outside provision.</p> 	<p>Try new activities through PSHE and Statements to Live By. Continue to describe themselves and others in positive terms and to talk about abilities and difficulties. Talk about experiences related to different feelings – manage feelings. Continue to develop friendships and appropriate play. Continue to develop independence to speak to others. Continue to develop self-confidence, awareness and sharing.</p>  <p>Christian Meditation in the afternoon once a week to provide our children with a space for stillness, silence and simplicity. Meditation has also been shown to reduce stress levels, calm anxiety and improve ability to focus.</p> 
Understanding the World	Expressive Arts and Design	Literacy	Mathematics
<p>We will be continuing our computing lessons which will help develop the children's awareness of how to use technology safely. Topics focussing on Seaside, Pirates, Dinosaurs and Minibeasts. Weekly PSHE lessons to develop their awareness of themselves and others.</p>  	<p>Music – Following the Leicestershire Music scheme and looking at Technology, Structure & Form. Art –Sculpture with the artist inspiration Tony Cragg Free choice of what to make and create to express their creativity.</p>	<p>Developing independence when writing words, captions and sentences. Daily Ruth Miskin Phonics sessions with some groups developing confidence of reading and writing CVC words, starting to look at Set 3 sounds. Retelling stories. Continuing to focus on letter formation using the PenPals Handwriting scheme. Gaining independence in the Continuous Provision and creating stories/accessing the material with relevance to enhance their personal learning. Weekly independent writing task. Building on simple sentences to make more complex sentences. Thinking of independent sentences.</p>	<p>Following the White Rose Maths scheme</p> <ul style="list-style-type: none"> To 20 and beyond How many now? Manipulate, compose and decompose <p>We will continue to revisit previous topics. We always have a variety of maths resources in provision that can be freely accessed. We use rhymes, songs and videos to enhance understanding of number composition, and we have carefully planned daily activities.</p>
Religious Education: Come and See			
<p>Other World Faiths – Sikhism Our big question "Why is it important to share and care for others?" will be our centre focus when exploring the faith and continuing to learn how to respect others.</p>		<p>Good News – Listen to Luke 4: 18-19. Start to identify that God is within each of us and he is special. Learn that when we accept and listen to God's spirit, he urges us to spread Good News to others. The children will think how we feel when we give and receive good news. The children will recognise some religious words such as Pentecost. The children will learn that Christians are happy around Pentecost.</p>	